


Weekly Real Estate Statistical Update

Up-to-date data on crucial California real estate trends from *first tuesday*

January 3, 2013 • Vol. 2 • Issue 2

Presented by

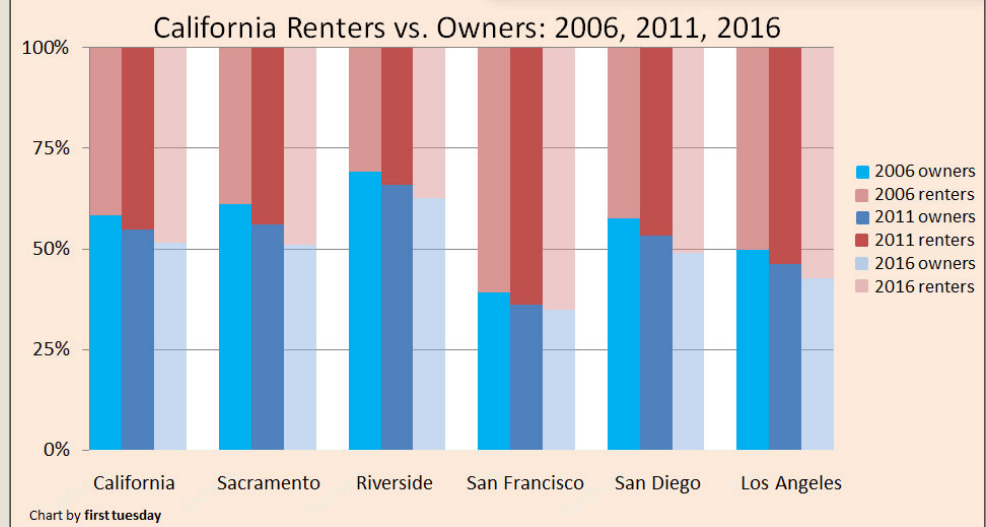
 Name _____
Phone _____
Email _____

Percentage of renters is rising

This chart tracks the changing percentage of CA dwellings **owned** versus **rented**.

The percentage of dwellings rented is increasing statewide and in all of CA's five largest counties.

The percentage of dwellings rented will continue to increase through 2016.

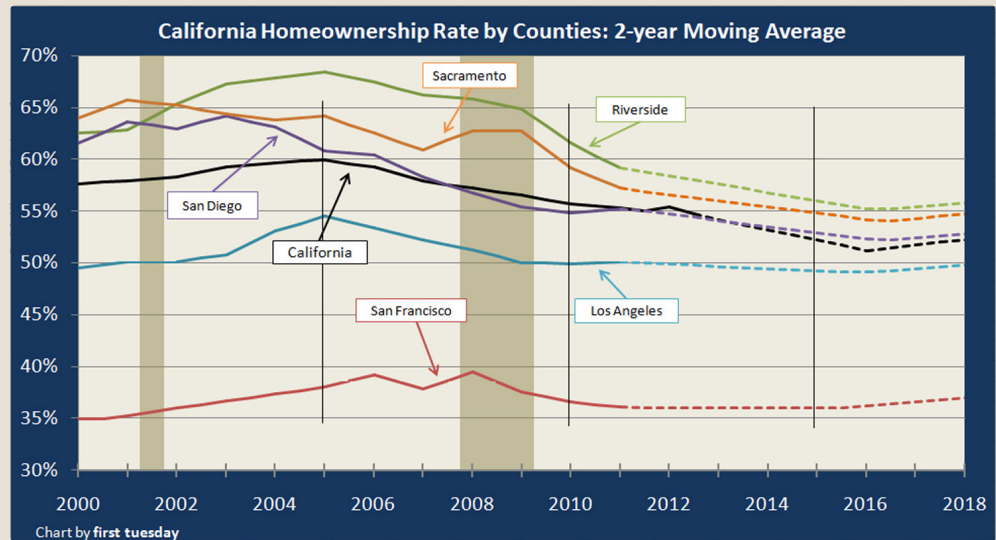


A bird's eye view of the homeownership rate

This chart tracks the homeownership rate in CA and its five largest counties.

Statewide, the homeownership rate is declining, a trend that will continue into 2016.

Ownership percentages will level off in 2016-2017 as **Generation Y**, those born in the 80s and 90s, become first time homebuyers.

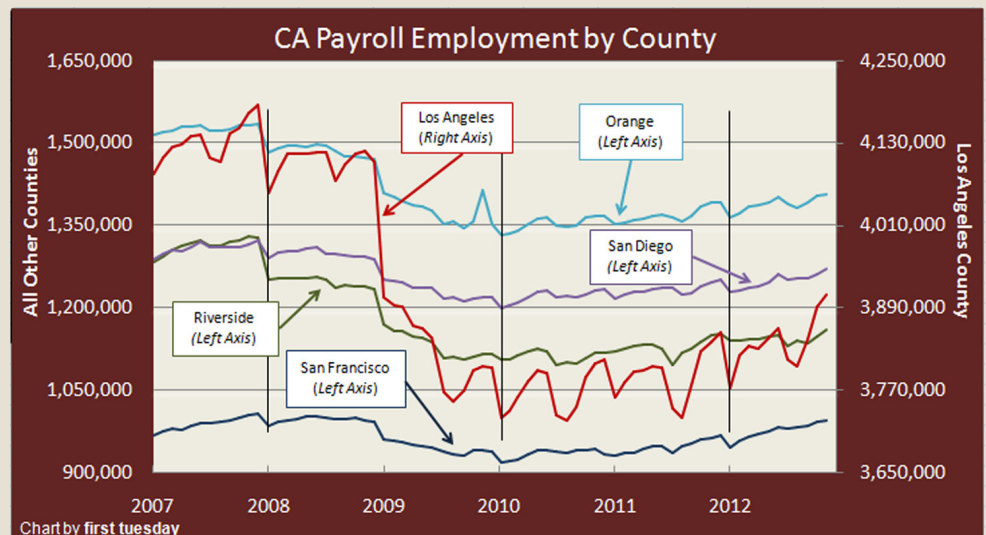


Employment numbers are slowly recovering

This chart displays the trend in employment numbers in CA's five largest counties.

San Francisco is the only county to fully regain all jobs lost in the recession. CA still needs to add over 800,000 jobs to fully recover jobs lost in the recession. By 2016, all jobs lost will be recovered.

An additional **million** jobs are needed to cover population growth since 2007.



Click on any chart
for more information!

DRE Licensing Courses • DRE Continuing Ed • NMLS Continuing Ed • Forms

firsttuesday.us / firsttuesdayjournal.com / 800.794.0494

Analysis © first tuesday